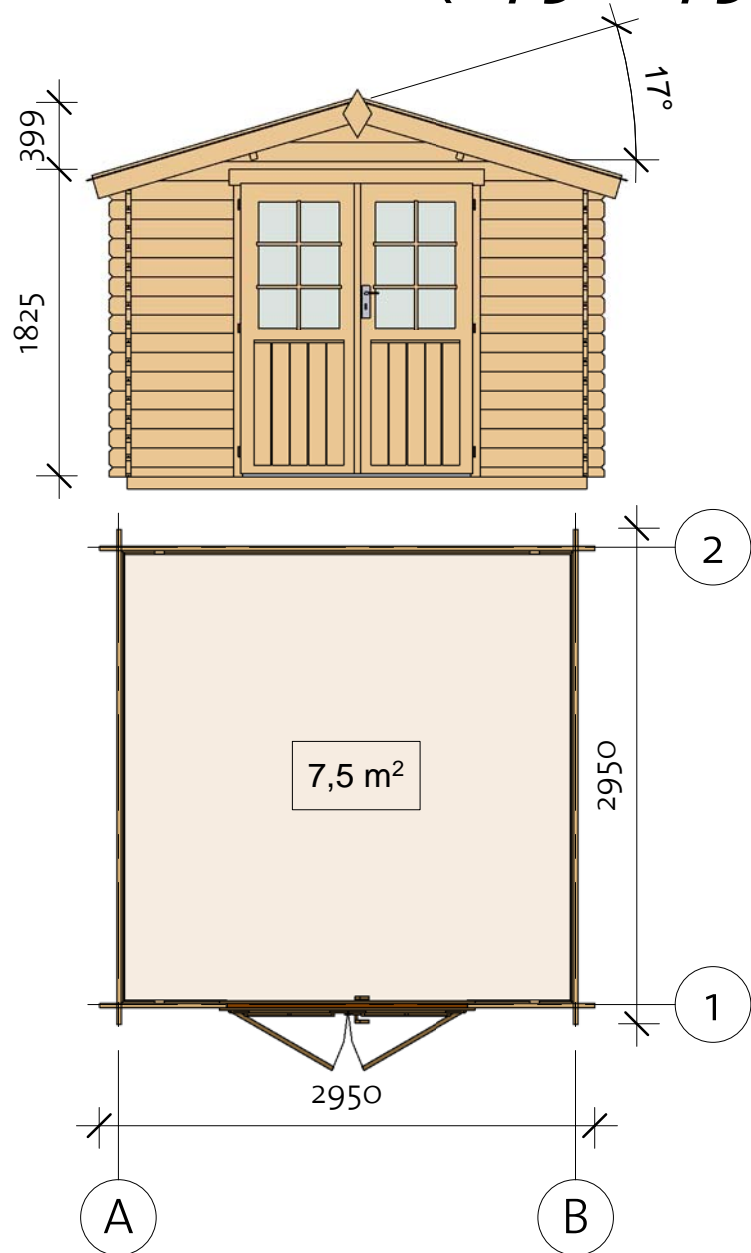


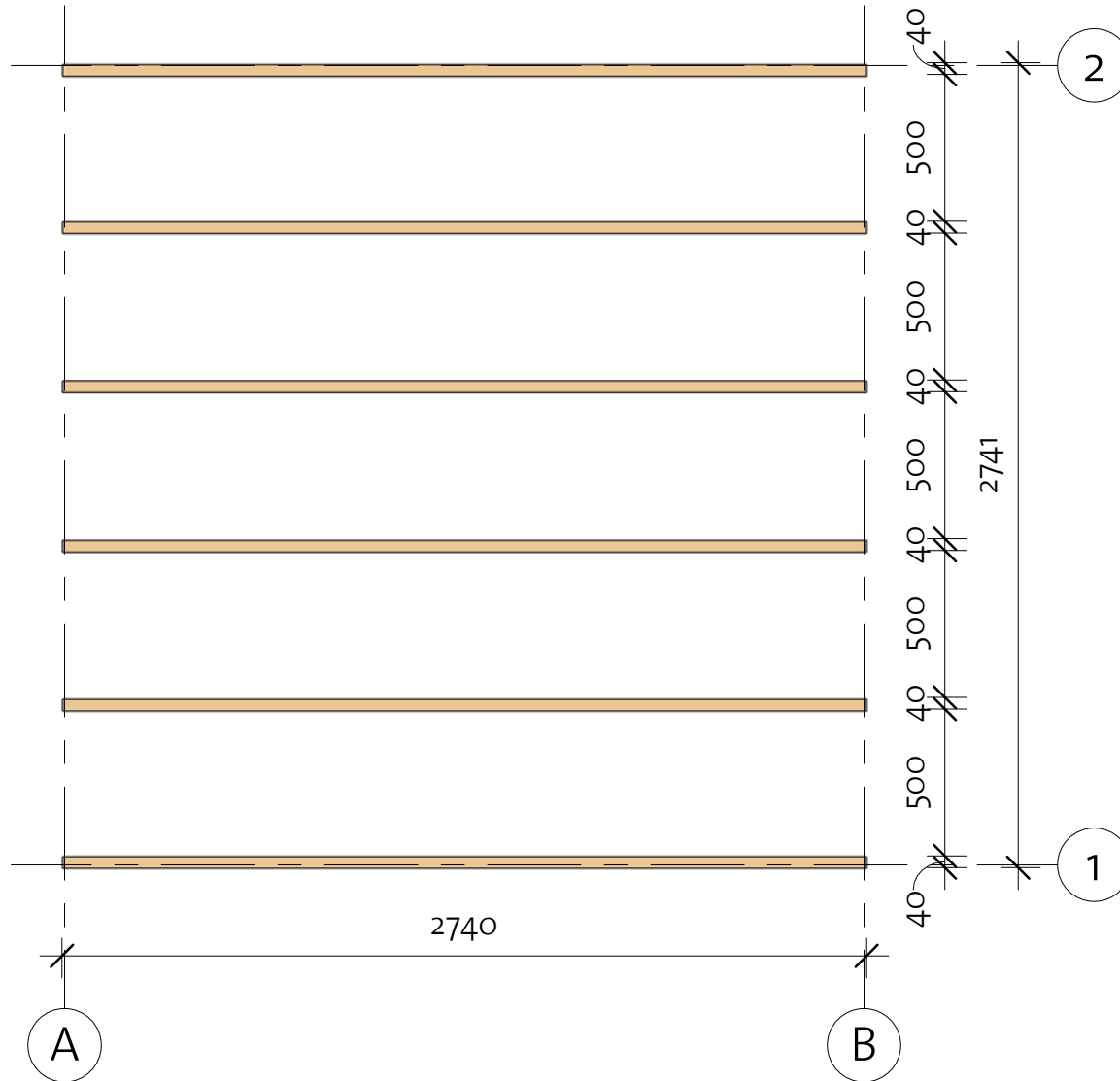
Bente III 28 (275x275)




4000006_190913

Bente III 28 (275x275)

Foundation



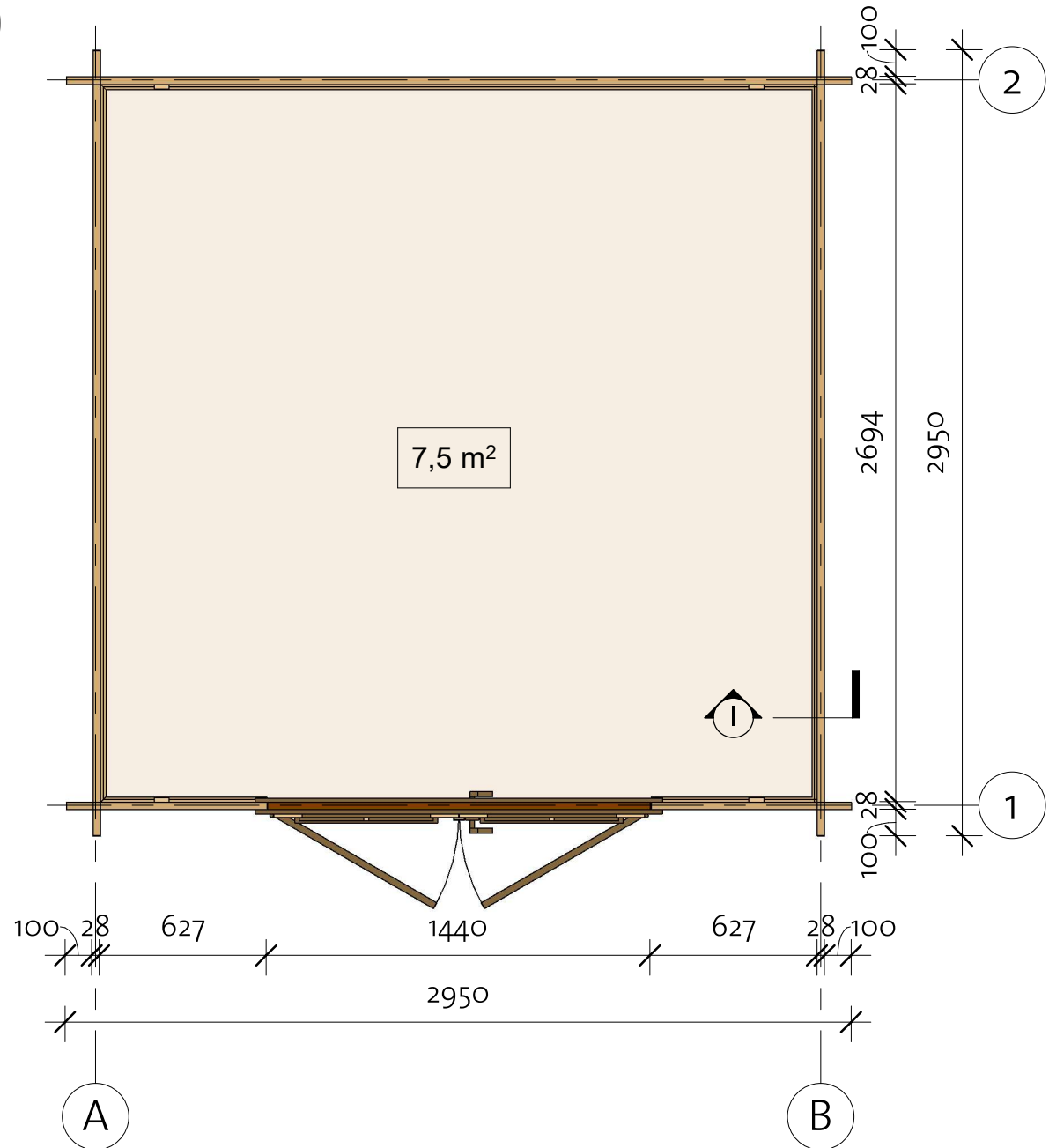
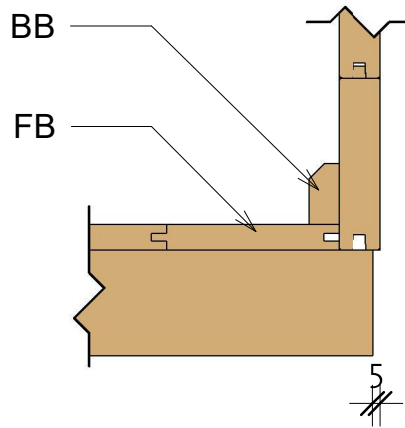
Impregnated foundation beams				
Mark	Type	Profile	Count	Length

IFB	IFB 40x70		6	2740
-----	--------------	---	---	------

Bente III 28 (275x275)


Floor Plan


① Baseboard



Floor Schedule

Mark	Type	Profile	Count	Length
------	------	---------	-------	--------

FB	FB 17x114		25	2690
----	-----------	---	----	------

BB	BB 20x40		4	2750
----	----------	---	---	------

4000006_200211

Bente III 28 (275x275)

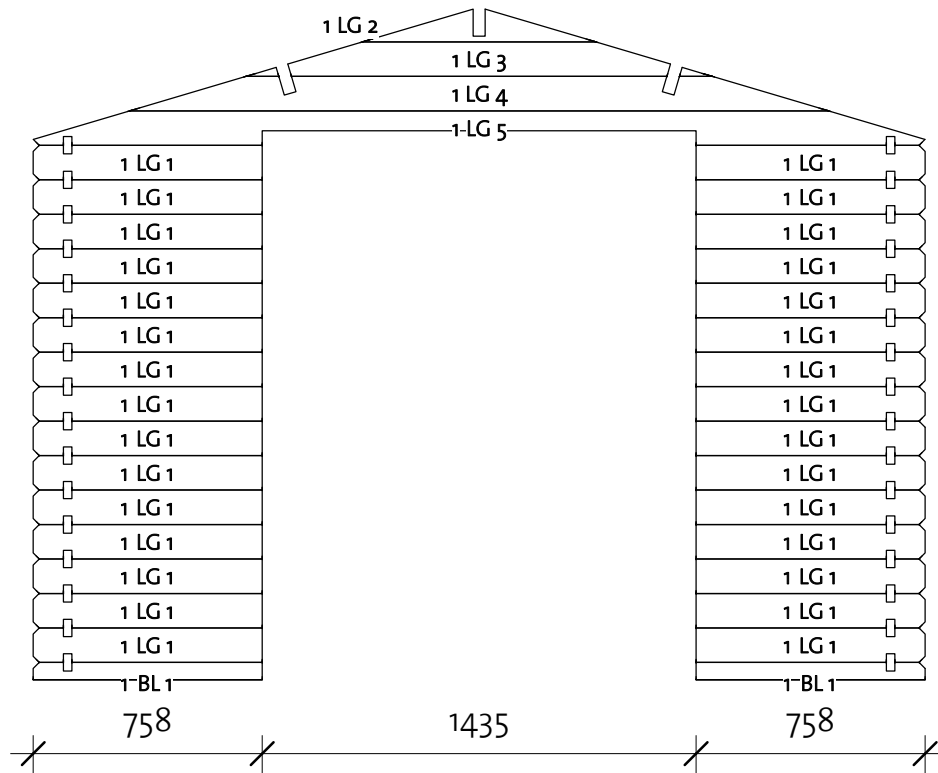
Wall 1





Wall 1			
Mark	Profile	Count	Cut Length

1BL 1	28x57	2	758
1LG 1	28x114	30	758
1LG 2*	28x114	1	774
1LG 3*	28x114	1	1543
1LG 4*	28x114	1	2313
1LG 5*	28x114	1	2950

* Gable - delivered premounted

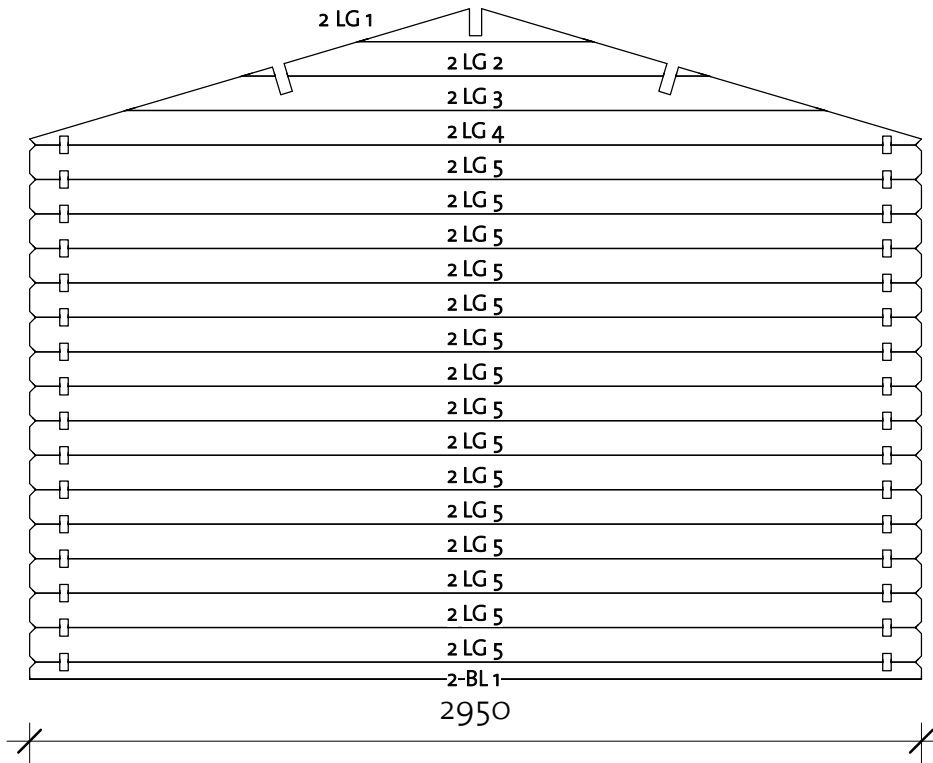
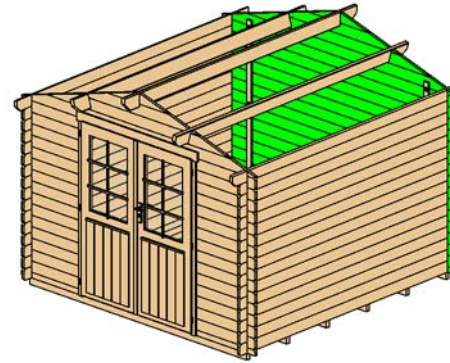


Log Profile Wall 1	
Profile	Profile

28x57	
28x114	

Bente III 28 (275x275)

Wall 2



Wall 2			
Mark	Profile	Count	Cut Length

2BL 1	28x57	1	2950
2LG 1*	28x114	1	774
2LG 2*	28x114	1	1543
2LG 3*	28x114	1	2313
2LG 4*	28x114	1	2950
2LG 5	28x114	15	2950

* Gable - delivered premounted

Log Profile Wall 2	
Profile	Profile

28x57	
28x114	

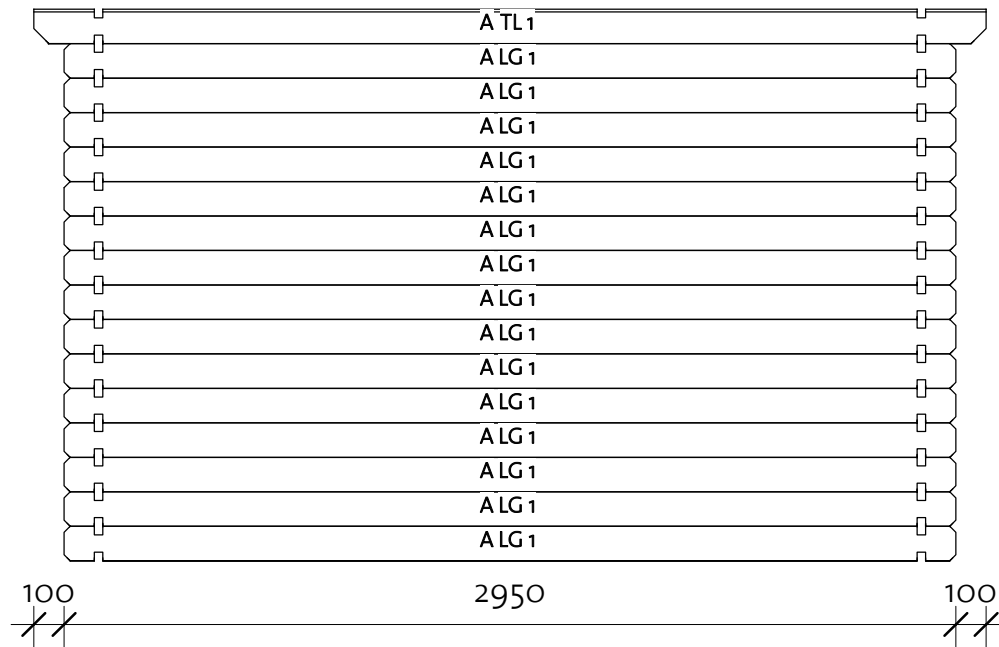
Bente III 28 (275x275)

Wall A



Wall A			
Mark	Profile	Count	Cut Length

ALG 1	28x114	15	2950
ATL 1	28x114	1	3150

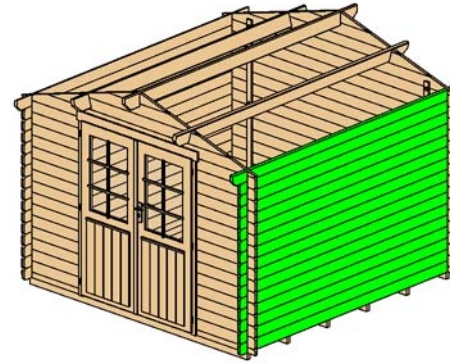


Log Profile Wall A	
Profile	Profile

28x114	
28x114	

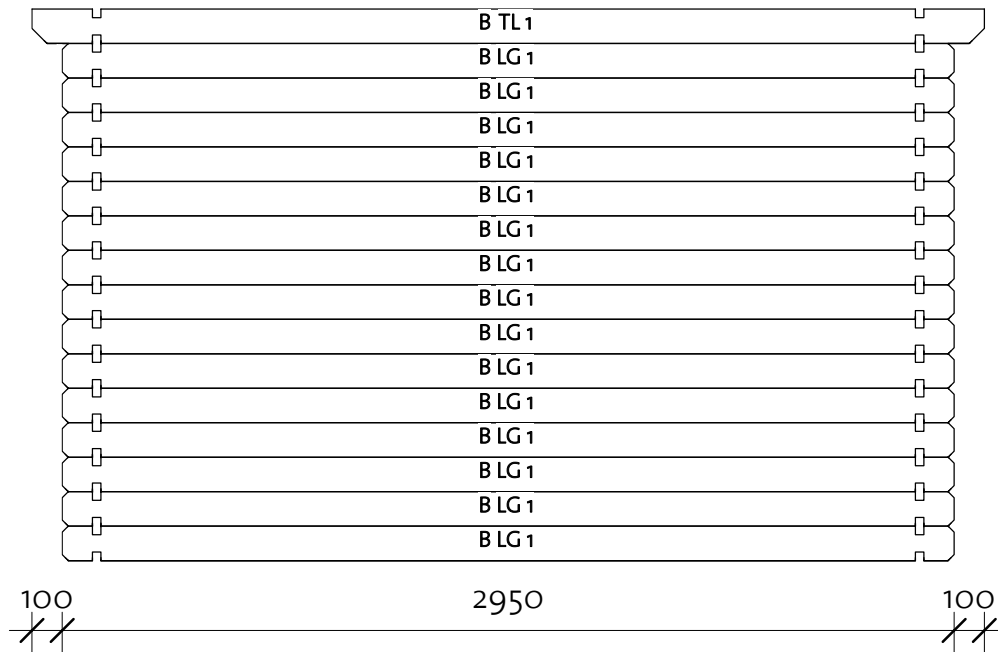
Bente III 28 (275x275)

Wall B



Wall B			
Mark	Profile	Count	Cut Length

BLG 1	28x114	15	2950
BTL 1	28x114	1	3150

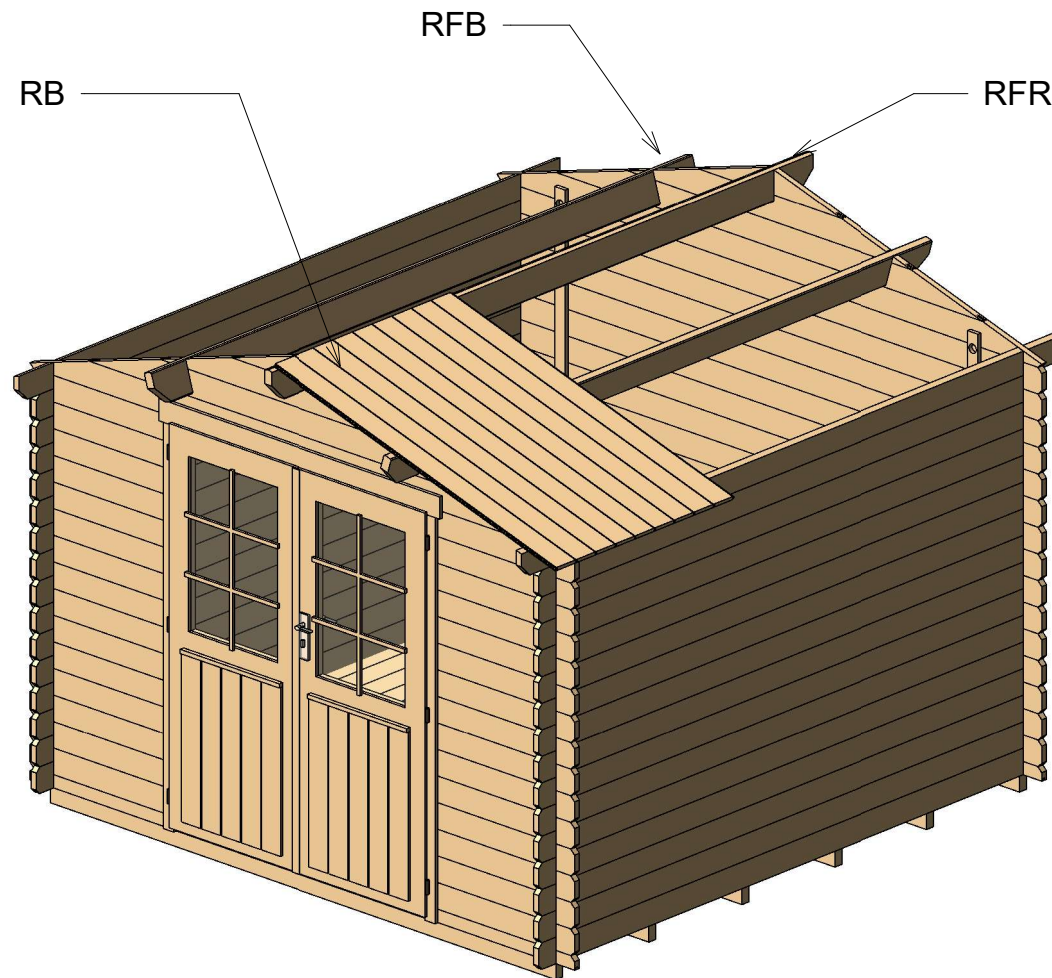





Log Profile Wall B	
Profile	Profile

28x114	
28x114	

Bente III 28 (275x275)

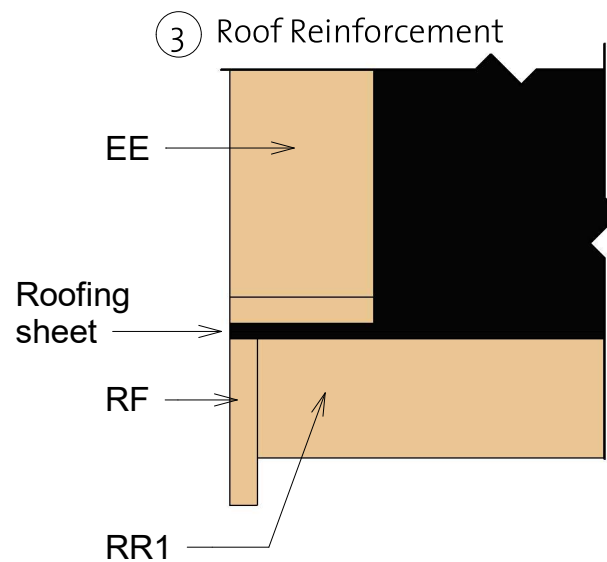
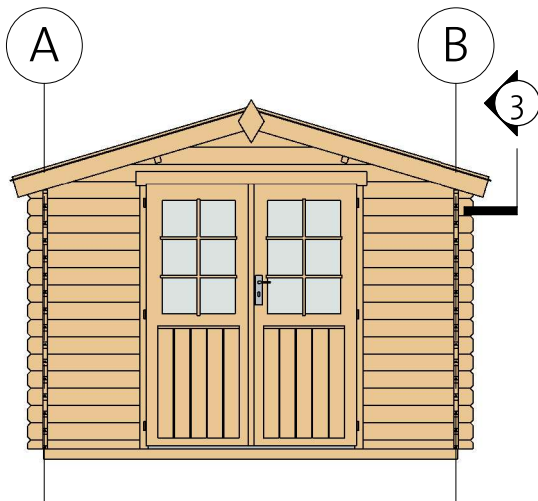
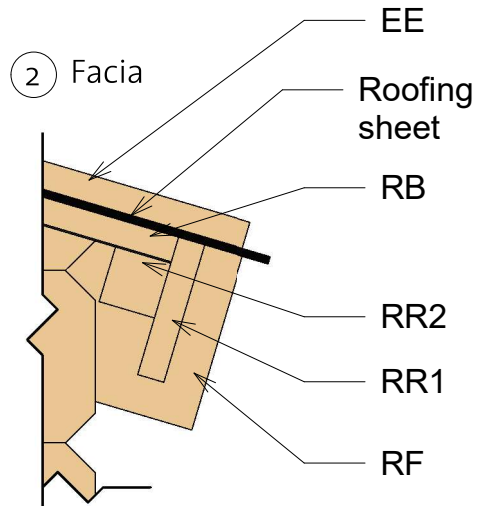
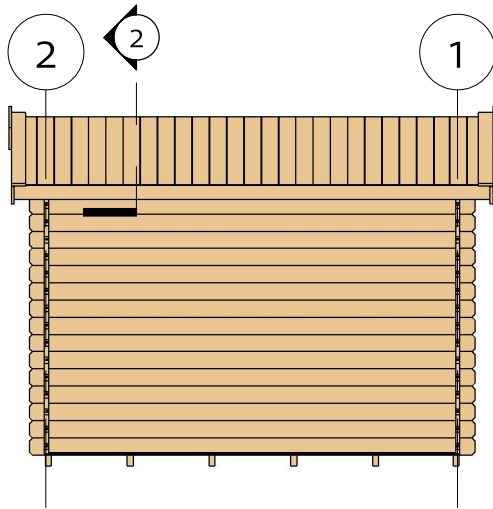
Roof 1



Roof				
Mark	Type	Profile	Count	Length
RFR	Ridge 40x143		1	3150
RFB	Beam 40x143		2	3150
RB	17x114		58	1590

Bente III 28 (275x275)

Roof 2



Fascia Schedule				
Mark	Type	Profile	Count	Length
EE	Eave Edging 18x95		4	1640
RF	Roof Fascia 18x120		4	1640
RR1	Roof reinforcement 18x95		2	3150
RR2	Roof reinforcement 38x38		2	3150

Bente III 28 (275x275)

Extras



Door Schedule				
Model	Type	Width	Height	Count
BDD3R	Basic double door 3 right	1425	1775	1
DCB6	Door crossbar 6	--	--	2



Type	Count	Lenght
Windboard 18x40	4	2200

Fasteners/Extras		
Name	Type	Count



Family	Count
--------	-------

Romb	2
------	---

Hitblock	300-400 mm	
Screws	5,0x70	10
Bolts	M8 x 60	12
Nails	1,4 x 40	30
Screws	6,0 x 140	30
Screws	4,0 x 40	55
Screws	4,0 x 50	370


4000006_190403

Bente III 28 (275x275)

List of all items 1



Impregnated foundation beams

Mark	Type	Profile	Count	Length
------	------	---------	-------	--------

IFB	IFB 40x70		6	2740
-----	--------------	---	---	------




Floor Schedule

Mark	Type	Profile	Count	Length
------	------	---------	-------	--------

FB	FB 17x114		25	2690
BB	BB 20x40		4	2750





Roof

Mark	Type	Profile	Count	Length
------	------	---------	-------	--------

RFR	Ridge 40x143		1	3150
RFB	Beam 40x143		2	3150
RB	17x114		58	1590

Fascia Schedule

Mark	Type	Profile	Count	Length
------	------	---------	-------	--------

EE	Eave Edging 18x95		4	1640
RF	Roof Fascia 18x120		4	1640
RR1	Roof reinforcement 18x95		2	3150
RR2	Roof reinforcement 38x38		2	3150

Bente III 28 (275x275)

List of all items 2

Wall 1			
Mark	Profile	Count	Cut Length

1BL 1	28x57	2	758
1LG 1	28x114	30	758
1LG 2*	28x114	1	774
1LG 3*	28x114	1	1543
1LG 4*	28x114	1	2313
1LG 5*	28x114	1	2950

Wall 2			
Mark	Profile	Count	Cut Length

2BL 1	28x57	1	2950
2LG 1*	28x114	1	774
2LG 2*	28x114	1	1543
2LG 3*	28x114	1	2313
2LG 4*	28x114	1	2950
2LG 5	28x114	15	2950

Wall A			
Mark	Profile	Count	Cut Length



ALG 1	28x114	15	2950
ATL 1	28x114	1	3150

Wall B			
Mark	Profile	Count	Cut Length

BLG 1	28x114	15	2950
BTL 1	28x114	1	3150

* Gable - delivered premounted

Log Profiles	
Profile	Profile

28x57	
28x114	

Log Profiles	
Profile	Profile

28x114	
--------	---